



PPS Technology FAQ for Students

Student Email

- **Do students have email addresses?**

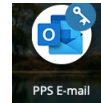
Yes, PPS provides Microsoft Outlook accounts for grades 6-12 and asks that students use **ONLY** their PPS provided email accounts for communication with teachers and staff members. Grades 6-8 are limited to send and receive only from internal Princeton Public Schools email addresses. (Please note: PPS does **NOT** use Google's gmail for students.)

- **What is my email address?**

Your email address is your computer login (first initial and last name) @princetonk12.org. For example: John Smith - jsmith@princetonk12.org. If you are unsure of your login name, please send an email to shd@princetonk12.org for support.

- **How do I log into my student email?**


To access your email and **ALL** of your online resources use PPS Link. Use the same username (first initial and last name) and password you use to login to any PPS device. For example: John Smith - jsmith Once logged in, click the PPS E-mail icon.



PPS Link

- **What is PPS Link?**

PPS Link (link.princetonk12.org) is a launch page for students and staff members that automatically logs you into all online resources by managing your usernames and passwords.



- **How do I access PPS Link?**

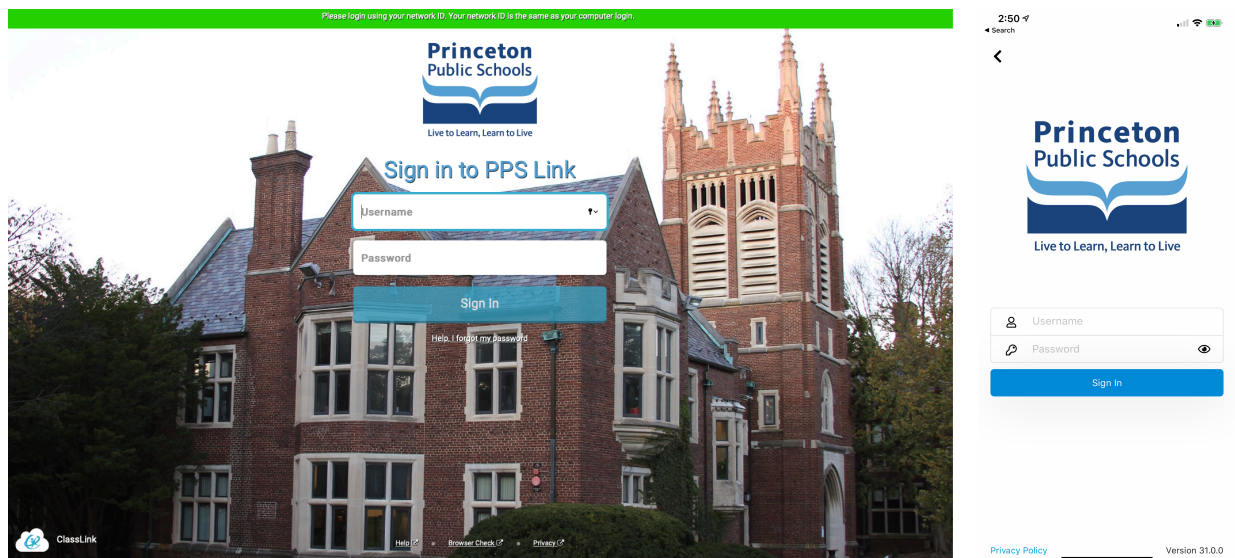
Open link.princetonk12.org on a computer using any browser.

(On tablets and mobile devices, you need to download the "Classlink" app. [iPad](#) and [iPhone](#))

Login with the same username and password you use to login to any PPS device.

For example: John Smith - jsmith


If you need help with your username or password please email shd@princetonk12.org



- **Why is my browser asking me to install an extension for ClassLink?**

Browsers use extensions (add-ons) to pass your credentials from [PPS Link](#) to the program you are trying to login to. You should only be asked to install the extension the first time you are using [PPS Link](#) on your device. (If you have a new device, you will need to install the extension on that device.)


ClassLink Browser Extension not installed or enabled



PowerSchool

- **What is PowerSchool and how do I access it?**

PowerSchool is a system that is accessed through [PPS Link](#) and lists student's schedules, grades, homework and test scores.



- **What is PowerSchool Learning and how do I access it?**


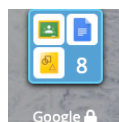
PowerSchool Learning is a system that is accessed through [PPS Link](#) and is an online interactive classroom where students can see and submit homework, assignments, and lessons directly from their individual class websites.



Google

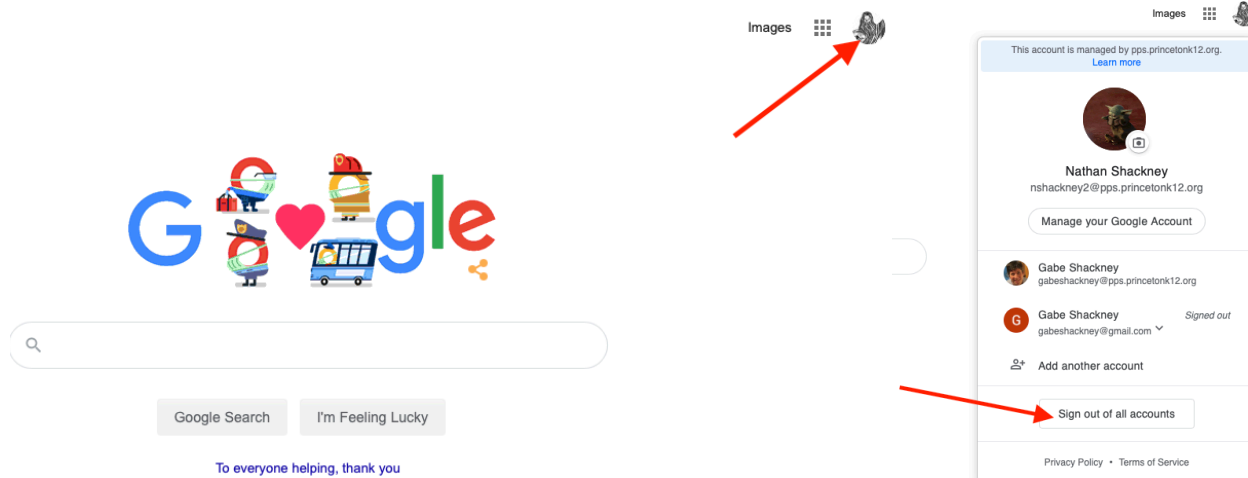
- **How do I access Google Classroom/Apps?**

Google Classroom/Apps are accessed through [PPS Link](#) by clicking on the icon named Google. You will see the list of all available Google Apps.



- **I'm having trouble joining a class or accessing my Google account.**


If more than one person uses a computer, Google will remember each account. To sign out of all accounts, click on the user icon in the upper right-hand corner then click the "Sign out of all accounts" or just "Sign out" button. Then, log into [PPS Link](#) and click on the Google App you want to access.



i-Ready

- **What is iReady and how do I sign in?**

iReady is a program accessed through [PPS Link](#) for Math and Reading in Grades K-5.



Zoom

- **What is Zoom and how do I sign in?**

Zoom is a video conferencing app that allows you to connect with classes and teachers. PPS is currently using the free education version of Zoom which requires you to create an account using your @princetonk12.org email address.

<https://zoom.us/download>

More Support

- **How do I get help if I need it?**

Please send an email to our Student Help Desk at shd@princetonk12.org with your full name and phone number. Emails to this address will go to multiple members of the Technology Department who can work together to resolve your issues.